Technical Drawings – Flange

Flange Design: Clamp

Type Key	Shaft Diameter (D)	Shaft Length (L)	Protection Class	Material	Flange Size Ø	Housing Compatibility
03M0	6 [0.24]	15 [0.59]	IP65	Al	50 [1.97]	36 [1.42]
05M0	8 [0.31]	15 [0.59]	IP65	Al	50 [1.97]	36 [1.42]
C4M0	6.35 [1/4]	16 [0.62]	IP65	Al	50.8 [2]	36 [1.42]

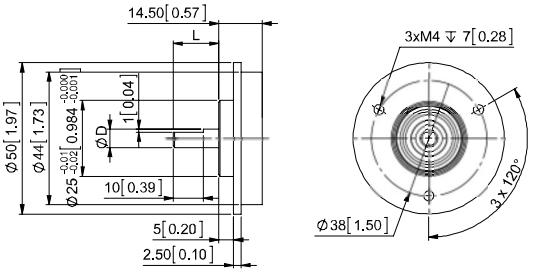

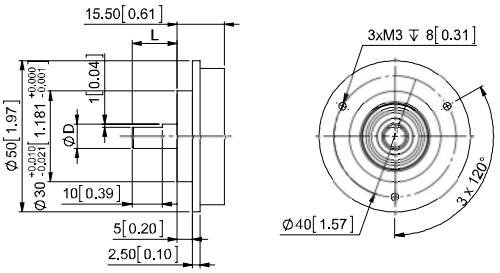

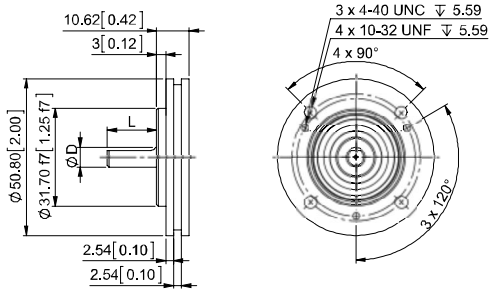

All dimension in mm [inch]; Al: Aluminum; 303: Stainless Steel V2A (1.4305, 303); 316 L: Stainless Steel V4A (1.4404, 316 L)

Technical Drawings – Flange

Flange Design: Clamp

Type Key	Shaft Diameter (D)	Shaft Length (L)	Protection Class	Material	Flange Size Ø	Housing Compatibility
D1M0	9.52 [3/8]	16 [0.62]	IP65	Al	50.8 [2]	36 [1.42]

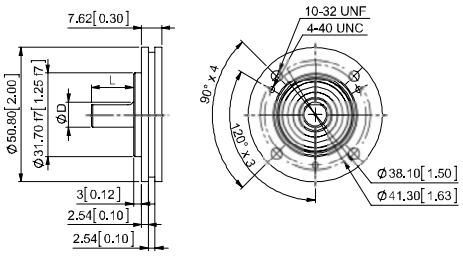

Type Key	Shaft Diameter (D)	Shaft Length (L)	Protection Class	Material	Flange Size Ø	Housing Compatibility
A0LS	10 [0.39]	20 [0.79]	IP67	Al	58 [2.28]	58 [2.28]
A0LV	10 [0.39]	20 [0.79]	IP67	303	58 [2.28]	58 [2.28]
A0LW	10 [0.39]	20 [0.79]	IP67	316 L	58 [2.28]	58 [2.28]

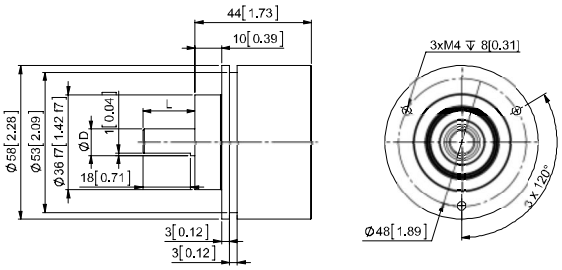

Type Key	Shaft Diameter (D)	Shaft Length (L)	Protection Class	Material	Flange Size Ø	Housing Compatibility
AKLS	10 [0.39]	20 [0.79]	IP67	Al	58 [2.28]	58 [2.28]
AKLV	10 [0.39]	20 [0.79]	IP67	303	58 [2.28]	58 [2.28]
AKLW	10 [0.39]	20 [0.79]	IP67	316 L	58 [2.28]	58 [2.28]

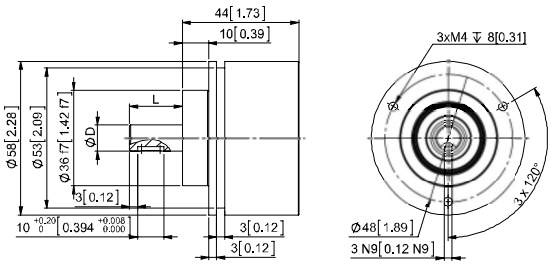

All dimension in mm [inch]; Al: Aluminum; 303: Stainless Steel V2A (1.4305, 303); 316 L: Stainless Steel V4A (1.4404, 316 L)

Technical Drawings – Flange

Flange Design: Clamp

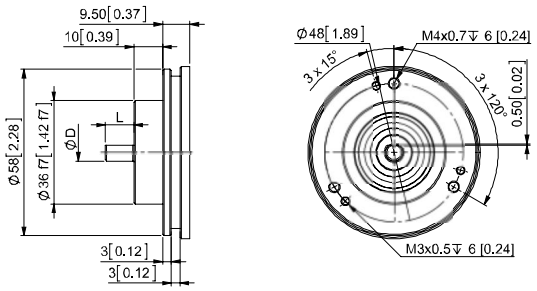

Type Key	Shaft Diameter (D)	Shaft Length (L)	Protection Class	Material	Flange Size Ø	Housing Compatibility
C060	6 [0.24]	10 [0.39]	IP65	Al	58 [2.28]	58 [2.28]
C100	10 [0.39]	20 [0.79]	IP65	Al	58 [2.28]	58 [2.28]
C120	12 [0.47]	20 [0.79]	IP65	Al	58 [2.28]	58 [2.28]
C10H	10 [0.39]	20 [0.79]	IP67	Al	58 [2.28]	58 [2.28]
C06S	6 [0.24]	10 [0.39]	IP67	Al	58 [2.28]	58 [2.28]
C10S	10 [0.39]	20 [0.79]	IP67	Al	58 [2.28]	58 [2.28]
C12S	12 [0.47]	20 [0.79]	IP67	Al	58 [2.28]	58 [2.28]

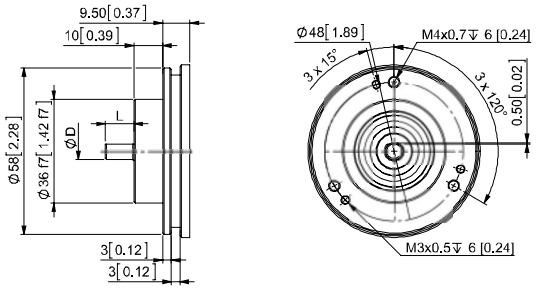

Type Key	Shaft Diameter (D)	Shaft Length (L)	Protection Class	Material	Flange Size Ø	Housing Compatibility
C06V	6 [0.24]	10 [0.39]	IP67	303	58 [2.28]	58 [2.28]
C10V	10 [0.39]	20 [0.79]	IP67	303	58 [2.28]	58 [2.28]
C12V	12 [0.47]	20 [0.79]	IP67	303	58 [2.28]	58 [2.28]
C10W	10 [0.39]	20 [0.79]	IP67	316 L	58 [2.28]	58 [2.28]

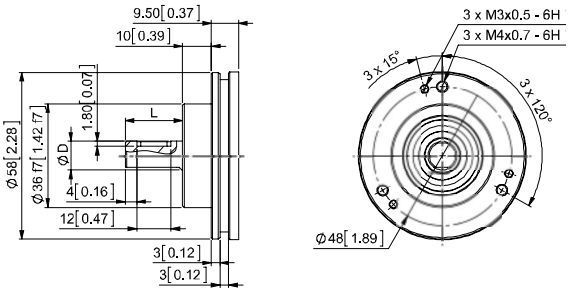

Type Key	Shaft Diameter (D)	Shaft Length (L)	Protection Class	Material	Flange Size Ø	Housing Compatibility
CA7V	9.52 [3/8]	20 [0.79]	IP67	303	58 [2.28]	58 [2.28]
CA30	10 [0.39]	20 [0.79]	IP65	Al	58 [2.28]	58 [2.28]

All dimension in mm [inch]; Al: Aluminum; 303: Stainless Steel V2A (1.4305, 303); 316 L: Stainless Steel V4A (1.4404, 316 L)

Technical Drawings – Flange

Flange Design: Clamp

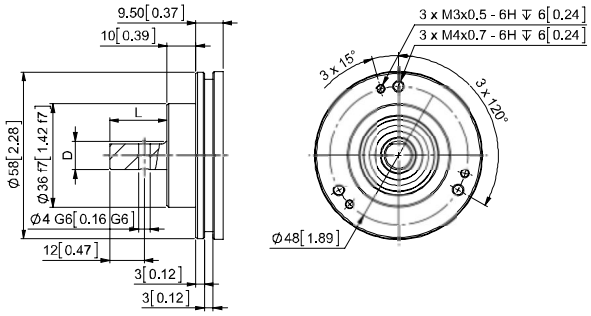

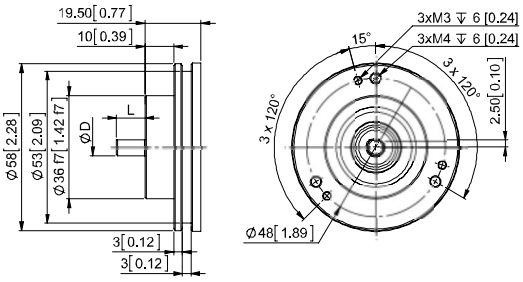

Type Key	Shaft Diameter (D)	Shaft Length (L)	Protection Class	Material	Flange Size Ø	Housing Compatibility
CA80	10 [0.39]	20 [0.79]	IP65	Al	58 [2.28]	58 [2.28]
L060	6 [0.24]	10 [0.39]	IP65	Al	58 [2.28]	58 [2.28]
L100	10 [0.39]	20 [0.79]	IP65	Al	58 [2.28]	58 [2.28]
L120	12 [0.47]	20 [0.79]	IP65	Al	58 [2.28]	58 [2.28]
LA30	10 [0.39]	20 [0.79]	IP67	Al	58 [2.28]	58 [2.28]
LC40	12 [0.47]	20 [0.79]	IP65	Al	58 [2.28]	58 [2.28]
L06S	6 [0.24]	10 [0.39]	IP67	Al	58 [2.28]	58 [2.28]
L10S	10 [0.39]	20 [0.79]	IP67	Al	58 [2.28]	58 [2.28]
L12S	12 [0.47]	20 [0.79]	IP67	Al	58 [2.28]	58 [2.28]
L06V	6 [0.24]	10 [0.39]	IP67	303	58 [2.28]	58 [2.28]
L10V	10 [0.39]	20 [0.79]	IP67	303	58 [2.28]	58 [2.28]
L12V	12 [0.47]	20 [0.79]	IP67	303	58 [2.28]	58 [2.28]
LD80	12 [0.47]	20 [0.79]	IP65	Al	58 [2.28]	58 [2.28]

All dimension in mm [inch]; Al: Aluminum; 303: Stainless Steel V2A (1.4305, 303); 316 L: Stainless Steel V4A (1.4404, 316 L)

Technical Drawings – Flange

Flange Design: Clamp

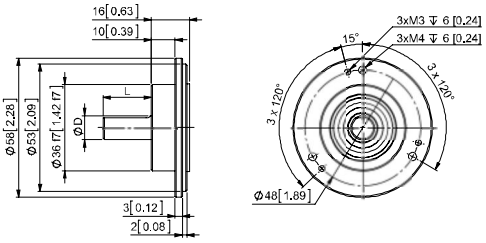

Type Key	Shaft Diameter (D)	Shaft Length (L)	Protection Class	Material	Flange Size Ø	Housing Compatibility
M060	6 [0.24]	10 [0.39]	IP65	Al	58 [2.28]	36 [1.42]
M100	10 [0.39]	20 [0.79]	IP65	Al	58 [2.28]	36 [1.42]
M120	12 [0.47]	20 [0.79]	IP65	Al	58 [2.28]	36 [1.42]

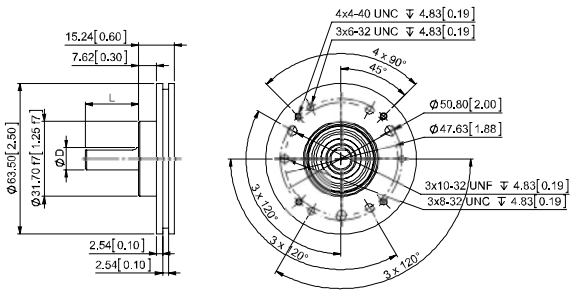

A7F0	9.52 [3/8]	22.4 [0.88]	IP65	Al	63.5 [2.5]	36 [1.42]

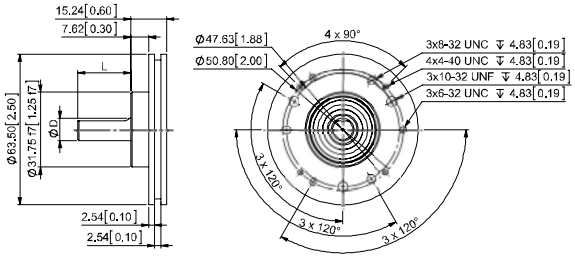

A7P0	9.52 [3/8]	22.4 [0.88]	IP65	Al	63.5 [2.5]	58 [2.28]

All dimension in mm [inch]; Al: Aluminum; 303: Stainless Steel V2A (1.4305, 303); 316 L: Stainless Steel V4A (1.4404, 316 L)

Technical Drawings – Flange

Flange Design: Clamp

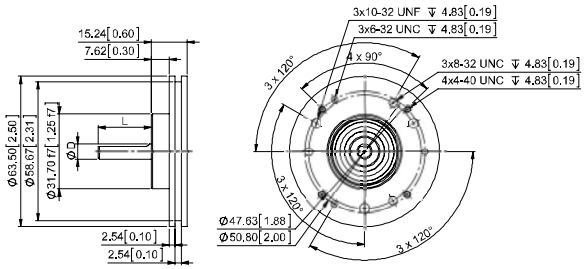

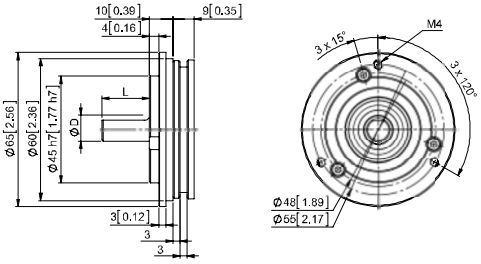

Type Key	Shaft Diameter (D)	Shaft Length (L)	Protection Class	Material	Flange Size Ø	Housing Compatibility
B4F0	6.35 [1/4]	22.4 [0.88]	IP65	Al	63.5 [2.5]	36 [1.42]
B4P0	6.35 [1/4]	22.4 [0.88]	IP65	Al	63.5 [2.5]	58 [2.28]
C660	6 [0.24]	20 [0.79]	IP65	Al	65 [2,5]	58 [2.28]

All dimension in mm [inch]; Al: Aluminum; 303: Stainless Steel V2A (1.4305, 303); 316 L: Stainless Steel V4A (1.4404, 316 L)